

An aerial photograph of a winding asphalt road through a vast vineyard in Napa Valley. The rows of grapevines are neatly spaced and stretch across rolling hills. The lighting is bright, suggesting a sunny day, with some shadows cast across the landscape. The overall scene is lush and green, with a mix of yellow and green foliage.

Annual Report

2025

Investing in the
Future of Transportation

NVTA
NAPA VALLEY TRANSPORTATION AUTHORITY

Napa Valley Transportation Authority

Board of Directors

City of American Canyon

[Mayor Pierre Washington](#)

[Mark Joseph, Chair](#)

City of Calistoga

[Mayor Don Williams](#)

[Kevin Eisenberg](#)

City of Napa

[Mayor Scott Sedgley](#)

[Bernie Narvaez](#)

County of Napa

[Liz Alessio](#)

[Amber Manfree](#)

City of St. Helena

[Mayor Paul Dohring,](#)

[Vice Chair](#)

[Michelle Deasy](#)

Town of Yountville

[Mayor Margie Mohler](#)

[Eric Knight](#)

Paratransit

Coordinating Council

[Devereaux Smith](#)

NVTA Staff

[Danielle Schmitz,](#)

[Executive Director](#)



ABOUT NVTA

[Napa Valley Transportation Authority](#) serves as the Congestion Management Agency for Napa County, responsible for programming state and federal funds for local projects. NVTA handles the county's short- and long-term regional transportation planning, working closely with its local, regional, state, and federal partners to improve Napa County's streets, highways, and bicycle and pedestrian facilities.

NVTA also manages the [Vine Transit](#) system, including fixed-route service, door-to-door paratransit and community shuttles, and regional express bus service to key transportation hubs like the Vallejo Ferry, BART and Amtrak's Capitol Corridor.

This report contains hyperlinks to the major projects and programs referenced.

From the Executive Director



Last year marked great changes for NVTA with the appointment of [Danielle Schmitz](#) as the new Executive Director in July 2025.

I am excited to continue the excellent work of the Agency through 2026 and beyond. 2025 was a transition year for the Agency, with new executive leadership and several new Board of Directors. These new beginnings present an important opportunity to educate, regroup and refocus the Agency on its priorities for 2026.

NVTA has shifted from completing several major capital projects and successfully passing a new sales tax, Measure U, to a renewed focus on improving the Vine Transit system and preparing for the next generation of capital investments. In 2025, the Agency completed numerous critical planning efforts that will lay the groundwork for the future investment in the transportation network and the development of programs that better serve the mobility needs of the Napa community.

Looking ahead to 2026, it will be essential for NVTA to identify creative funding and financing strategies to maintain and enhance Napa County's public transportation infrastructure. As part of this effort, NVTA will explore bonding against Measure U revenues to accelerate funding and deliver vital transportation projects sooner.

I look forward to leading this talented group of staff into the next chapter in 2026.

A handwritten signature in blue ink, appearing to read 'Danielle Schmitz'.

Danielle Schmitz

From the Board Chair



2025 marked an exciting transition for NVTA with the arrival of Executive Director Danielle Schmitz. Over the past year, NVTA supported local roadway and highway improvements, expanded transit services, advanced major planning efforts, and secured funding to maintain and enhance Napa County's transportation network. Together, these efforts ensure we are delivering safe, reliable, and forward-thinking mobility solutions that support our communities, economy, and quality of life.

A handwritten signature in black ink, appearing to read 'Mark Joseph'.

Mark Joseph

Measure T to Measure U

Fixing Roads Faster

Measure T is a half-cent sales tax that generates about \$25 million a year for Napa County street and road projects.

On July 1, 2025, it [transitioned to Measure U](#), which allows for bonding — so projects can be built faster and more economically. [Measure U](#) also includes \$56 million in dedicated funding for highway projects that address several longstanding traffic bottlenecks.



Measure T
Lifetime Accomplishments

Tax Revenues: \$159,458,061

Road Segment Length: 110.4 miles

ADA Curb Ramps: 498

Sidewalks: 6 miles

Bike Lanes: 21.5 miles



Tubbs Lane

Measure T
County of Napa

Projects Completed: 66

Road Segment Length: 62 miles

ADA Curb Ramps: 37

Sidewalks: 6 feet

Bike Lanes: 6.9 miles



Jefferson

Measure T
City of Napa

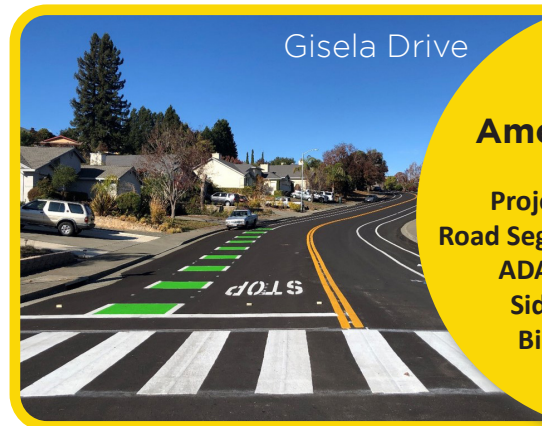
Projects Completed: 20

Road Segment Length: 14.3 miles

ADA Curb Ramps: 109

Sidewalks: 2.4 miles

Bike Lanes: 10.1 miles



Gisela Drive

Measure T
American Canyon

Projects Completed: 30

Road Segment Length: 8.1 miles

ADA Curb Ramps: 168

Sidewalks: 1.3 miles

Bike Lanes: 3 miles

Measure T: Fiscal Year 2025

Revenues	\$25,044,163
Expenditures	
Local Streets & Roads	\$24,708,481
Administration	\$360,065
Total Expenditures	\$25,068,546

Measure T
Yountville

Projects Completed: 23

Road Segment Length: 3.3 miles

ADA Curb Ramps: 22

Sidewalks: 594 feet

Measure T
St. Helena

Projects Completed: 39

Road Segment Length: 8.9 miles

ADA Curb Ramps: 99

Sidewalks: 1,410 feet

Bike Lanes: 1.5 miles

Measure T
Calistoga

Projects Completed: 14

Road Segment Length: 13.9 miles

ADA Curb Ramps: 63

Sidewalks: .83


Planning for the Future of Transportation

In 2025, NVTA Planners spent countless hours updating Napa County's biggest transportation plans. These plans will be used by local jurisdictions to help inform transportation spending and decisions. Each plan is informed by the people of Napa County, whose input was sought at outreach events from American Canyon to Calistoga. Hundreds of local residents, businesses, and agencies weighed in on their vision for the Future of Transportation.

Countywide Transportation Plan

Purpose: To outline priorities for Napa County's transportation system that relieve congestion, improve safety, develop active transportation, provide more reliable transit services, and maintain existing transportation systems.

Status: This plan is anticipated to receive final approval and adoption by the NVTA Board of Directors in mid-2026.



Accessible Transportation Needs Assessment

Purpose: Adequate transportation presents a major challenge for seniors and disabled community members. NVTA works with a wide range of stakeholders to find solutions for vulnerable populations.

Status: Following the adoption of the ATNA in May 2025, a working group was established to explore implementing identified projects.



Community-Based Transportation Plan

Purpose: NVTA reached out to Napa County's 9 Equity Priority Communities to identify their transportation gaps and develop strategies to overcome them.

Status: Approved by the NVTA Board of Directors in December 2025, projects in the plan can now seek funding.



Countywide Active Transportation Plan

Purpose: To create a connected regional network of bicycle and pedestrian facilities to make Napa County a safer and more accessible community.

Status: Expected to be approved by the NVTA Board of Directors in early 2026.



Partnerships

Vision Zero Working Group

NVTA is working in partnership with all the jurisdictions, local law enforcement, and health professionals, to make the roads safer for all users. The Vision Zero Working Group was formed to implement safety projects. *Pictured below is the nationally recognized Safe Systems Approach.*



Senior Transportation

NVTA established a Working Group with health care providers and Health and Human Services focused on mobility and transportation for seniors. *Pictured above, NVTA staff engage with seniors at an Accessible Transportation Needs Assessment workshop.*

Projects to note:

- [Expanded Shared Vehicle Program](#)
- [One Seat Ride Pilot](#)



Oakville Roundabout

Regional Projects

NVTA is partnering with local jurisdictions and the State Department of Transportation (Caltrans) on highway improvements across the county.

- [American Canyon SR-29 multimodal improvements](#)
- [Airport Interchange - SR-29/SR-12/Airport](#)
- [Napa Forward — Oakville Roundabout \(pictured\)](#)
- [Silverado Five-Way Intersection Improvements](#)
- [Devlin/Soscol Ferry Road Roundabout Improvement](#)

A transformational year at Vine Transit

Earned \$6.8 million

Low- or No-Emission Grant from Federal Transit Administration to purchase 6 hybrid buses.

Mascots get Names

Thanks to Napa County students

6 New Shuttle vehicles

for Paratransit and Calistoga



Poppy



Talon



Mari



Ollie

Solar Canopies

go live at Bus Maintenance Facility, expanding energy resources.

Art Bus

Of nearly 30 artists, Blanca Molina's whimsical design was selected for Vine's first art bus.

14 new zero-emission buses

Funded by 2 Federal Transit Administration grants

9%

increase in [BottleRock ridership](#) YOY



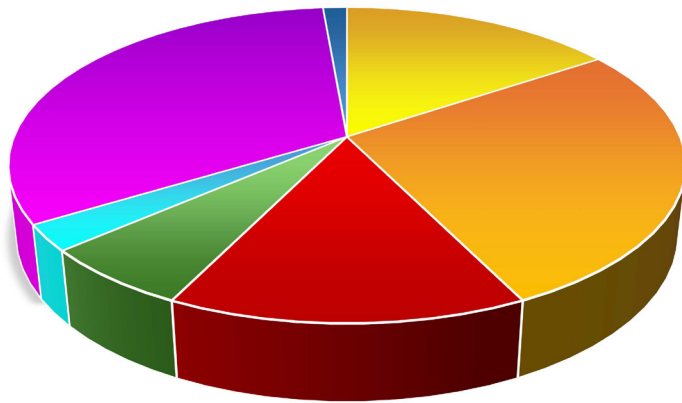
Ridership Statistics

Service Type	FY22	FY23	FY24	FY25	Percent Change FY24–FY25
All Local Routes ¹	110,312	121,367	124,911	135,423	8.42%
Regional Routes (10, 11, 11X)	234,031	259,983	282,621	283,380	0.27%
Commuter Routes (21 and 29)	51,395	48,646	52,031	46,693	-10.26%
On-Demand Shuttles ²	45,527	57,999	64,196	64,165	-0.05%
All Fixed Route Service	369,444	413,166	453,972	463,303	2.06%
All On-Demand Service	71,821	74,829	69,787	66,358	-4.91%
Total Trips	441,265	487,995	523,759	529,661	1.13%
Difference (YOY)		46,730	35,764	5,902	

¹ Includes Napa On-Demand. ² Calistoga, St. Helena, Yountville, American Canyon, VineGo

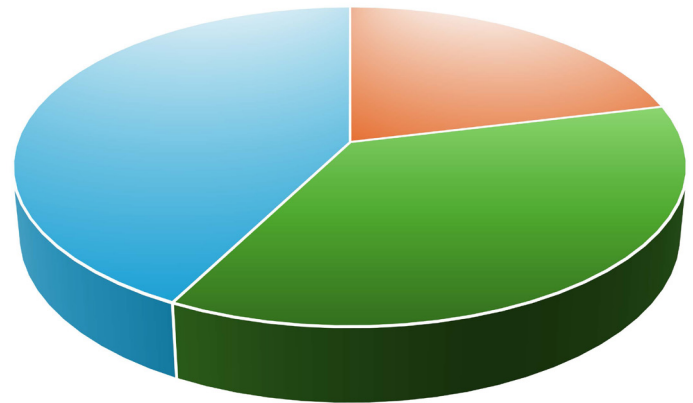
2025 Financials

Revenues



- Federal Grants: Operations — 15.6%
- Transportation Development Act: Operations — 27.1%
- State Grants — 14.5%
- Other Grants & Revenue — 6.3%
- Fares — 2.7%
- Federal Grants: Capital — 32.4%
- Transportation Development Act: Capital — 1.4%

Expenditures



- Capital Purchases — 42.4%
- Transit Services — 36.4%
- Congestion Management Agency — 21.2%

REVENUES

EXPENDITURES

Operating

Congestion Management Agency

State Grants	\$4,155,287
TDA/Local Transportation Fund	\$3,829,800
Federal Highway Allocations	\$1,596,869
Other Grants & Revenues	\$890,365

Transit Services

TDA/Local Transportation Fund	\$8,350,444
Federal Transit Assistance Grant	\$5,407,472
State Transit Assistance	\$2,379,231
Other Grants & Revenues	\$1,945,594
Fares	\$1,205,212

Capital

Federal Grants	\$14,546,120
TDA/Local Transportation Fund	\$610,244

Operating

Congestion Management Agency

Professional Services	\$7,963,250
Salaries and Benefits	\$2,703,277
Administration	\$813,477

Transit Services

Purchase Transportation/Fuel/Maintenance	\$14,470,264
Depreciation Expense	\$3,170,193
Administration	\$2,044,016

Capital Purchases

Buses	\$17,821,711
Transit Equipment	\$4,201,540
Napa Valley College Shelter	\$906,785

Full audited financial statements available at NVT.A.CA.GOV



Napa Valley Transportation Authority (NVTA)

📍 625 Burnell St.
Napa, CA 94559

☎ 707-259-8631

✉ Info@NVTA.CA.GOV

🌐 NVTA.CA.GOV
VINETRANSIT.COM